

## OBI Light Bar



### FEATURES

- Durable aluminum housing with polyacrylate lens
- Black, White, and Aluminum finishes
- Narrow, Medium, and Wide lighting distributions
- Several mounting options to fit any application
- Serial Connection option to daisy-chain multiple light bars
- 0-10V Dimmable standard
- IP69K and IK09 rated
- NSF Certified Option for Food Processing Applications
- Field tested to 3000 PSI
- 5 Year Warranty

### APPLICATIONS

- Food Processing
- Classroom
- Signage
- Parking Garage
- Tunnel



### CONSTRUCTION

The body of the OBI Light Bar is made of just a few extruded aluminum and polycarbonate pieces, making it both a rugged and resilient luminaire as well as one with an architectural aesthetic. The NSF-rated version of the OBI Light Bar has no channels or areas where water can collect, thereby eliminating the potential for algae or mold growth.

### WARRANTY

- Limited Five (5) Year Warranty standard

For more information regarding the limited five (5) year warranty please contact the factory at (844) 202-5606 or email Customer Service at [LEDCustService@dascom.com](mailto:LEDCustService@dascom.com).

### ORDERING GUIDE

SERIES	WATTAGE and LENGTH	BEAM ANGLE <sup>1</sup>	LENS	CRI	CCT	FINISH	VOLTAGE
LB-4	030S 30W / 2 FOOT	N 30 DEGREE	C CLEAR	8 ≥80	30 3000K	BLK BLACK	U 100-277V
	030M 30W / 4 FOOT	M 60 DEGREE	F FROSTED		40 4000K	WHT WHITE	L 12-24V
	060M 60W / 4 FOOT	WW 120 DEGREE			50 5000K	ALM ALUMINUM	
	90L 90W / 6 FOOT						
	120XL 120W / 8 FOOT						

SERIAL CONNECT <sup>2</sup>	MOUNTING BRACKETS <sup>3</sup>
NS NONE	CCM SINGLE UNIT, Ceiling Mount for Channel Model
SS SERIAL CONNECT	CACM SINGLE UNIT, Adjustable Ceiling Mount for Channel Model
	NSFM SINGLE UNIT, Ceiling Mount for Smooth Model
	M2 MULTIPLE UNITS, (2) Light Bars
	M3 MULTIPLE UNITS, (3) Light Bars
	M5 MULTIPLE UNITS, (5) Light Bars

<sup>1</sup> "N" and "M" option only available for clear lens model.

<sup>2</sup> Please see table below for limitations on number of light bars per run.

<sup>3</sup> "NSFM" when paired with "ALUM" finish creates the NSF Rated Light Bar Fixture.

## OBI Light Bar

### SPECIFICATIONS

LED SPECIFICATION				3000K		4000K		5000K		WEIGHT (lbs.)	CERTIFICATION
MODEL	WATTS	OPTIC	LENS	LUMENS	EFFICACY	LUMENS	EFFICACY	LUMENS	EFFICACY		
LB-4030	29	N	C	3,160	109 lm/W	3,227	111 lm/W	3,362	116 lm/W	2.25 / 3.75	DLC, ETL
	29	M	C	3,084	106 lm/W	3,150	109 lm/W	3,281	113 lm/W	2.25 / 3.75	DLC, ETL
	28	WW	C	4,384	157 lm/W	4,477	160 lm/W	4,664	167 lm/W	2.25 / 3.75	DLC, ETL
	28	WW	F	3,973	142 lm/W	4,058	145 lm/W	4,227	151 lm/W	2.25 / 3.75	DLC, ETL
LB-4060	59	N	C	6,123	104 lm/W	6,253	106 lm/W	6,514	110 lm/W	3.75	DLC, ETL
	59	M	C	5,852	99 lm/W	5,976	101 lm/W	6,225	106 lm/W	3.75	DLC, ETL
	57	WW	C	8,650	152 lm/W	8,834	155 lm/W	9,202	161 lm/W	3.75	DLC, ETL
	57	WW	F	7,670	135 lm/W	7,833	137 lm/W	8,160	143 lm/W	3.75	DLC, ETL
LB-4090	89	N	C	9,185	103 lm/W	9,380	105 lm/W	9,771	110 lm/W	5.25	DLC, ETL
	89	M	C	8,778	99 lm/W	8,964	101 lm/W	9,338	105 lm/W	5.25	DLC, ETL
	87	WW	C	12,975	149 lm/W	13,251	152 lm/W	13,803	159 lm/W	5.25	DLC, ETL
	87	WW	F	11,505	132 lm/W	11,750	135 lm/W	12,240	141 lm/W	5.25	DLC, ETL
LB-4120	119	N	C	12,246	103 lm/W	12,506	105 lm/W	13,028	109 lm/W	6.75	DLC, ETL
	119	M	C	11,704	98 lm/W	11,952	100 lm/W	12,450	105 lm/W	6.75	DLC, ETL
	117	WW	C	17,300	148 lm/W	17,668	151 lm/W	18,404	157 lm/W	6.75	DLC, ETL
	117	WW	F	15,340	131 lm/W	15,666	134 lm/W	16,320	139 lm/W	6.75	DLC, ETL

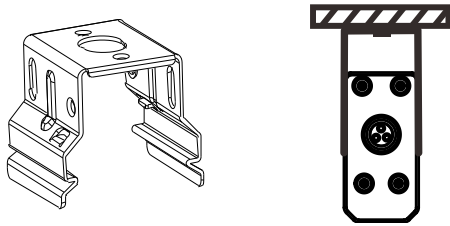
SPECIFICATION		VALUE
PERFORMANCE	Power Consumption (W)	29 - 117
	Lumens Delivered (lm)	3,160 - 16,320
	Efficacy (lm/W)	98 - 167
	CRI	≥80
	Color Temperature (K)	3000 / 4000 / 5000
	L70 Lumen Maintenance (hr)	50,000
ELECTRICAL	Power Factor	> 0.9
	Input Voltage	100-277V / 12-24V ~ 50/60 Hz
	Dimming	0-10V Dimmable
	THD	< 0.2
	Motion Sensor	External Motion Sensor optional
OPTICS	Beam Angle (°)	30 / 60 / 120
	Glare Shield	NEED SHADE LENGTH
INSTALLATION	Mounting Options	Surface / Pendant / Adjustable
	Quantity Mounted	1 to 5 bars
	Tilt	-10° to +50° based on mounting bracket
CERTIFICATION	Certifications	DLC, UL, CE, NSF
	IP	69K
	IK	09
	Environment	Outdoor / Indoor / Wet / Natatorium / Food Processing
	Ambient Operating Temperature	-35°C ~ +65°C / -30°F ~ +149°F
Warranty	Limited (5) Year	

## OBI Light Bar

### MOUNTING BRACKETS

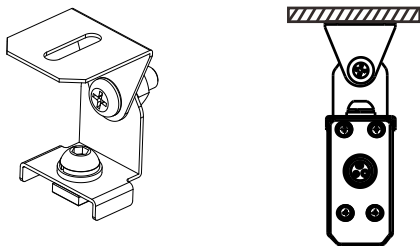
#### CCM - SINGLE UNIT, Ceiling Mount for Channel Model

Static Bracket Pair for Single Unit Mount.



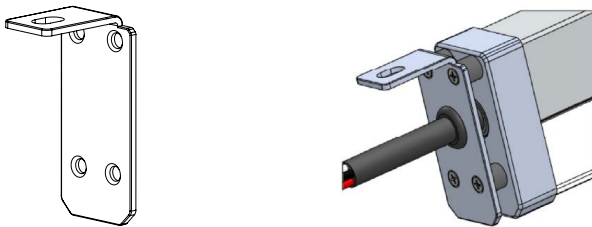
#### CACM - SINGLE UNIT, Adjustable Mount for Channel Model

Adjustable Bracket Pair for Single Unit Mount.

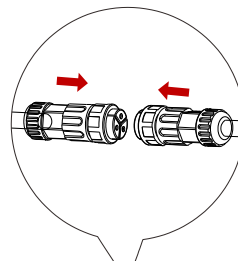


#### NSFM - SINGLE UNIT, Ceiling Mount for Smooth Model

Static Bracket Pair for Single Unit Mount.

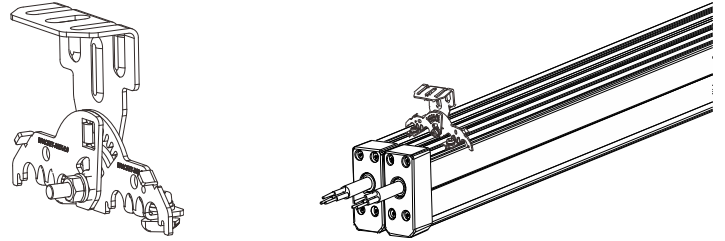


### SERIAL CONNECTION



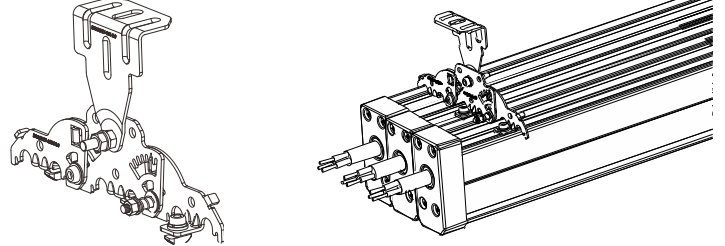
#### M2 - MULTIPLE UNITS, (2) Light Bars

Springloaded Adjustable Bracket for Double Bar Fixture.




#### M3 - MULTIPLE UNITS, (3) Light Bars

Springloaded Adjustable Bracket for Triple Bar Fixture.



#### M5 - MULTIPLE UNITS, (5) Light Bars

Springloaded Adjustable Bracket for Quintuple Bar Fixture.




Note: Please be aware of the connection limitations (number of units) per below table.

Input Voltage	LB-4030	LB-4050	LB-4060
AC	@110V: ≤10pcs	@110V: ≤7pcs	@110V: ≤5pcs
	@220V: ≤20 pcs	@220V: ≤14 pcs	@220V: ≤10 pc
	@277V: ≤26 pcs	@277V: ≤17 pcs	@277V: ≤13 pcs
DC	DC: ≤6 pcs	DC: ≤4 pcs	DC: ≤3 pcs

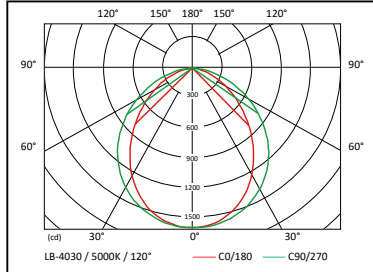
## OBI Light Bar

### DIMENSIONAL DRAWINGS



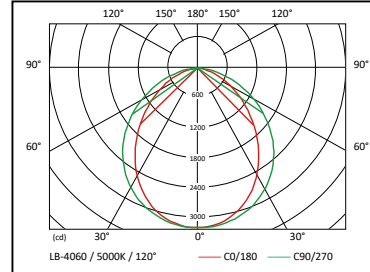
### PHOTOMETRICS

#### LB-4030



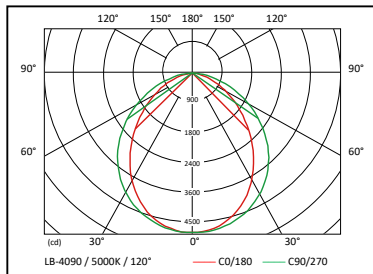
LB-4030S / 5000K / 120°		
1	1377	252
2	344	504
3	153	756
4	86	1008
5	55	1259
H (m)	E (lx)	D (cm)

#### LB-4060



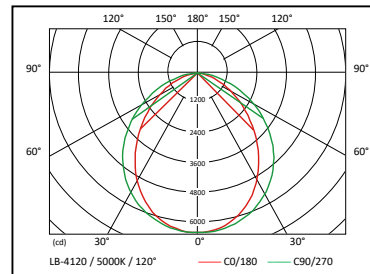
LB-4060M / 5000K / 120°		
1	2486	297
2	621	595
3	276	892
4	155	1189
5	99	1487
H (m)	E (lx)	D (cm)

#### LB-4090



LB-4090L / 5000K / 120°		
1	4131	302
2	1032	604
3	459	906
4	258	1208
5	165	1510
H (m)	E (lx)	D (cm)

#### LB-4120



LB-4120XL / 5000K / 120°		
1	5508	302
2	1376	604
3	612	906
4	344	1208
5	220	1510
H (m)	E (lx)	D (cm)