

NAMI Flood Light



FEATURES

- Durable die-cast aluminum housing
- Dark Gray finish
- Narrow, Medium, and Wide lighting distributions
- Yoke Mount standard
- IP65 and IK09 rated
- DC Voltage Option for 90W model
- Optional 620nm Red Output model
- 5 Year Warranty

APPLICATIONS

- Area Lighting
- Wall Washing
- Signage
- Recreational

CONSTRUCTION

Aluminum Housing, Anti-Corrosive Finish, and heavy-duty Polyacrylate lens. The luminaire is sealed with resilient gasketing to prevent ingress. The unique luminaire design enables optimal heat management and ensures a longer life.

WARRANTY

- Limited Five (5) Year Warranty standard

For more information regarding the limited five (5) year warranty please contact the factory at (844) 202-5606 or email Customer Service at LEDCustService@dascom.com.



ORDERING GUIDE

| SERIES | WATTAGE | BEAM ANGLE | CRI | CCT | FINISH | VOLTAGE |
|--------|---------------------|---|-------|--|--------------|------------------------|
| FL-5 | 090 90W 130 130W | N 12 DEGREE M 63 DEGREE WW 100 DEGREE | 7 ≥70 | 30 3000K 40 4000K 50 5000K RED RED OUTPUT | DG DARK GRAY | U 100-277V D 12-24V |

* 12-24V only available for FL-5090-WW750 model.

NAMI Flood Light

SPECIFICATIONS

| LED SPECIFICATION | | | 3000K | | 4000K | | 5000K | | EPA* | BUG | WEIGHT (lbs.) | CERTIFICATION |
|-------------------|-------|-------|--------|----------|--------|----------|--------|----------|----------|----------|---------------|---------------|
| MODEL | WATTS | OPTIC | LUMENS | EFFICACY | LUMENS | EFFICACY | LUMENS | EFFICACY | | | | |
| FL-5090 | 90 | N | 9,467 | 105 lm/W | 9,668 | 107 lm/W | 10,071 | 112 lm/W | 1.16 ft² | B4-U1-G0 | 12.13 | ETL |
| | | M | 7,937 | 88 lm/W | 8,105 | 90 lm/W | 8,443 | 94 lm/W | | | | |
| | | WW | 8,388 | 93 lm/W | 8,566 | 95 lm/W | 8,923 | 99 lm/W | | | | |
| FL-5130 | 130 | N | 12,742 | 98 lm/W | 13,012 | 100 lm/W | 13,555 | 104 lm/W | 1.16 ft² | B5-U1-G1 | 12.13 | ETL |
| | | M | 10,682 | 82 lm/W | 10,909 | 84 lm/W | 11,364 | 87 lm/W | | | | |
| | | WW | 12,573 | 97 lm/W | 12,840 | 99 lm/W | 13,375 | 103 lm/W | | | | |

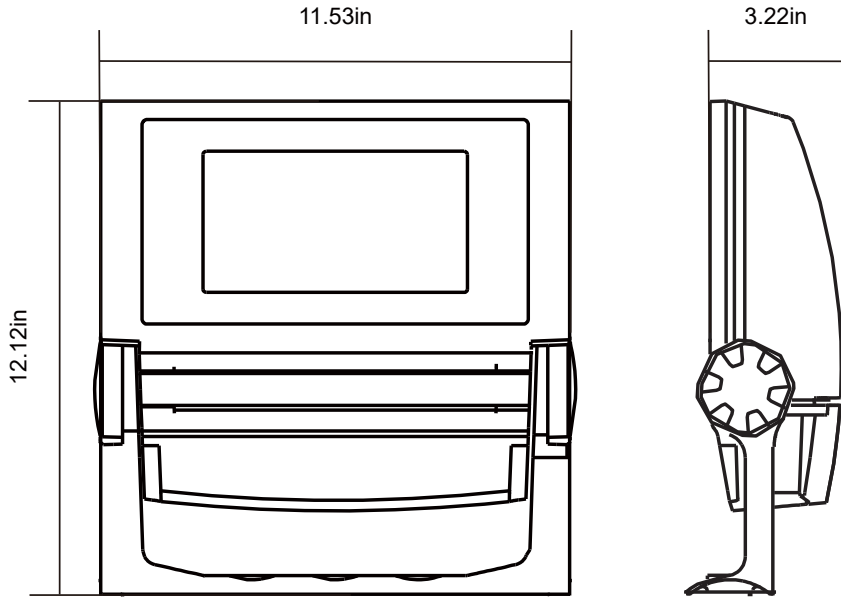
* EPA Ratings listed assume fixture is mounted horizontally. EPA rating will vary based on mounting angle.

| SPECIFICATION | | VALUE |
|---------------|-------------------------------|--------------------------------|
| PERFORMANCE | Power Consumption (W) | 90 / 130 |
| | Lumens Delivered (lm) | 7,937 - 13,375 |
| | Efficacy (lm/W) | 88 - 112 |
| | CRI | ≥70 |
| | Color Temperature (K) | 3000 / 4000 / 5000 |
| | L70 Lumen Maintenance (hr) | 50,000 |
| ELECTRICAL | Power Factor | > 0.9 |
| | Input Voltage | 100-277V / 12-24V ~ 50/60 Hz |
| | Dimming | Non-dimmable |
| | THD | < 0.2 |
| | Dusk-to-Dawn Sensor | No |
| OPTICS | Beam Angle (°) | 12 / 63 / 100 |
| | Glare Shield | No |
| | Standard Mount | Aluminum Yoke Mount |
| INSTALLATION | Optional Mount | None |
| | Anti-Vibration Mount | No |
| | Tilt | 160°+ Vertically |
| | Certifications | ETL |
| CERTIFICATION | IP | 65 |
| | IK | 09 |
| | Environment | Outdoor / Wet / Natatorium |
| | Ambient Operating Temperature | -40°C ~ +45°C / -40°F ~ +113°F |
| | Warranty | Limited (5) Year |

NAMI Flood Light

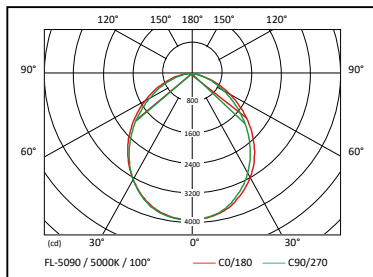
DIMENSIONAL DRAWINGS

FL-5090 & FL-5130



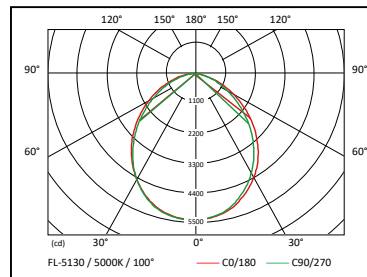
PHOTOMETRICS

FL-5090



| FL-5090 / 5000K / 100° | | |
|------------------------|--------|--------|
| 2 | 926 | 447 |
| 4 | 231 | 894 |
| 6 | 103 | 1340 |
| 8 | 58 | 1787 |
| 10 | 37 | 2234 |
| H (m) | E (lx) | D (cm) |

FL-5130



| FL-5130 / 5000K / 100° | | |
|------------------------|--------|--------|
| 2 | 1372 | 449 |
| 4 | 343 | 899 |
| 6 | 153 | 1348 |
| 8 | 86 | 1788 |
| 10 | 55 | 2247 |
| H (m) | E (lx) | D (cm) |