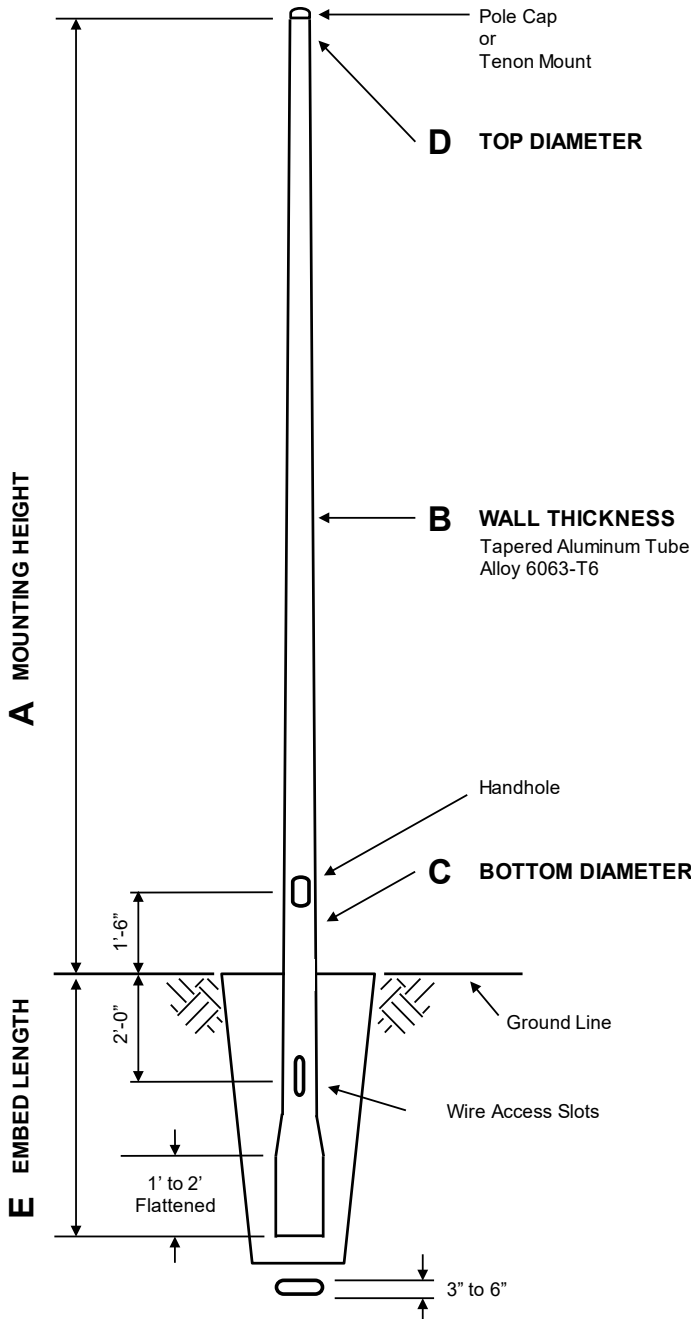


RTA - Round Tapered Aluminum Pole Direct Bury



| C | D | E |
|-----------|----------|-------|
| BUTT DIA. | TOP DIA. | EMBED |
| 5 | 3 | 3 |
| 6 | 4.5 | 4 |
| 7 | 4.5 | 5 |
| 8 | 4.5 | 5 |
| 9 | 4.5 | 6 |
| 10 | 6 | 6 |

POLE

The pole shaft is constructed of seamless extruded tube of 6063 Aluminum Alloy per the requirements of ASTM B221. The shaft assembly shall be full-length heat treated after base weld to produce a T6 temper.

HANDHOLE

5" Butt Diameter - 2-1/2" x 5" Handhole with curved Lap Style Aluminum Door and two (2) SS Self-Tapping Attaching Screws. A Grounding Provision is provided as part of the handhole.

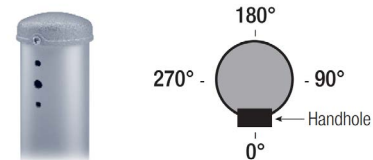
6" Butt Diameter - Reinforced, 3" x 5" curved Cast Aluminum Frame (Alloy 356-T6) with Aluminum Door and two (2) SS Hex Head Screws. A Grounding Provision incorporating a 3/8" diameter hole is provided opposite the Handhole.

7"+ Butt Diameter - Reinforced, 4" x 6" curved Cast Aluminum Frame (Alloy 356-T6) with Aluminum Door and two (2) SS Hex Head Screws. Reinforced Frame will contain a tapped 3/8"-16NC Grounding Provision.

BASE STYLE

Side Drill Mount

Luminaire type, quantity, and orientation information must be provided for Side Drill Mount applications. A luminaire drilling template must also be supplied at time of order.



Tenon Mount - Welded or Spun

For Tenon Mount applications specify both Tenon diameter (2.375", 2.875", 3.5", etc.) and length (3", 4", etc.).

Tenon style is factory option. Welded Tenons can be specified.



EMBED DETAIL

Direct Buried Pole bottom section on 6"+ butt diameter poles will be partially flattened into an antirotational, oval cross section. Wire access will be provided 24" below ground line. Soil conditions vary by site. Foundation requirements should be determined by a qualified Structural Engineer with knowledge of jobsite soil conditions.

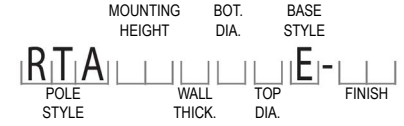


RTA - Round Tapered Aluminum Pole Direct Bury

| A MTG HGT | B WALL THICKNESS | C BASE DIAMETER | TOTAL FIXTURE WEIGHT (lbs.) | MAXIMUM EPA | | | | | ORDER NUMBER |
|-----------------|------------------------|-----------------------|--------------------------------------|-------------|------|------|------|------|------------------|
| | | | | 90 | 100 | 110 | 120 | 130 | |
| 10 | 0.125 | 5 | 100 | 16.6 | 13.0 | 12.2 | 10.0 | 8.2 | SON-RTA10B5AE-** |
| 12 | 0.125 | 5 | 100 | 12.6 | 10.0 | 9.2 | 7.4 | 6.0 | SON-RTA12B5AE-** |
| 14 | 0.125 | 5 | 90 | 10.0 | 7.6 | 7.0 | 5.6 | 4.4 | SON-RTA14B5AE-** |
| 16 | 0.125 | 5 | 60 | 8.0 | 6.0 | 5.4 | 4.2 | 3.2 | SON-RTA16B5AE-** |
| 18 | 0.125 | 5 | 35 | 6.4 | 4.6 | 4.2 | 3.0 | 2.2 | SON-RTA18B5AE-** |
| 18 | 0.156 | 5 | 60 | 8.2 | 6.2 | 5.6 | 4.2 | 3.2 | SON-RTA18C5AE-** |
| 20 | 0.125 | 5 | 30 | 4.8 | 3.4 | 3.0 | 2.0 | 1.4 | SON-RTA20B5AE-** |
| 20 | 0.125 | 6 | 100 | 12.0 | 9.2 | 8.4 | 6.8 | 5.6 | SON-RTA20B6BE-** |
| 20 | 0.156 | 6 | 100 | 16.0 | 12.2 | 11.2 | 9.2 | 7.6 | SON-RTA20C6BE-** |
| 20 | 0.188 | 6 | 100 | 20.0 | 15.4 | 14.2 | 11.6 | 9.8 | SON-RTA20D6BE-** |
| 20 | 0.156 | 7 | 100 | 24.0 | 18.8 | 17.4 | 14.2 | 12.0 | SON-RTA20C7BE-** |
| 20 | 0.188 | 7 | 100 | 29.4 | 23.2 | 21.4 | 17.8 | 15.0 | SON-RTA20D7BE-** |
| 20 | 0.156 | 8 | 100 | 33.0 | 26.2 | 24.2 | 20.2 | 17.0 | SON-RTA20C8BE-** |
| 20 | 0.188 | 8 | 100 | 40.4 | 32.0 | 29.8 | 24.8 | 21.0 | SON-RTA20D8BE-** |
| 22 | 0.125 | 5 | 25 | 3.6 | 2.4 | 2.0 | 1.2 | - | SON-RTA22B5AE-** |
| 25 | 0.156 | 6 | 80 | 10.0 | 7.2 | 6.6 | 5.2 | 4.2 | SON-RTA25C6BE-** |
| 25 | 0.188 | 6 | 100 | 12.8 | 9.6 | 8.8 | 7.0 | 5.8 | SON-RTA25D6BE-** |
| 25 | 0.156 | 7 | 100 | 16.0 | 12.2 | 11.2 | 9.0 | 7.4 | SON-RTA25C7BE-** |
| 25 | 0.188 | 7 | 100 | 20.2 | 15.6 | 14.2 | 11.6 | 9.6 | SON-RTA25D7BE-** |
| 25 | 0.156 | 8 | 100 | 22.8 | 17.8 | 16.4 | 13.4 | 11.2 | SON-RTA25C8BE-** |
| 25 | 0.188 | 8 | 100 | 28.4 | 22.4 | 20.6 | 17.0 | 14.2 | SON-RTA25D8BE-** |
| 25 | 0.219 | 8 | 100 | 33.6 | 26.6 | 24.6 | 20.4 | 17.2 | SON-RTA25E8BE-** |
| 25 | 0.250 | 8 | 100 | 38.8 | 30.8 | 28.4 | 23.6 | 19.8 | SON-RTA25F8BE-** |
| 30 | 0.156 | 7 | 85 | 10.6 | 7.6 | 6.8 | 5.2 | 4.2 | SON-RTA30C7BE-** |
| 30 | 0.188 | 7 | 100 | 13.8 | 10.2 | 9.2 | 7.4 | 6.0 | SON-RTA30D7BE-** |
| 30 | 0.156 | 8 | 100 | 16.0 | 12.0 | 11.0 | 8.8 | 7.2 | SON-RTA30C8BE-** |
| 30 | 0.188 | 8 | 100 | 20.4 | 15.8 | 14.4 | 11.6 | 9.6 | SON-RTA30D8BE-** |
| 30 | 0.219 | 8 | 100 | 24.6 | 19.0 | 17.6 | 14.4 | 12.0 | SON-RTA30E8BE-** |
| 30 | 0.250 | 8 | 100 | 28.6 | 22.4 | 20.6 | 17.0 | 14.2 | SON-RTA30F8BE-** |
| 30 | 0.188 | 9 | 100 | 28.0 | 21.8 | 20.4 | 16.6 | 14.0 | SON-RTA30D9BE-** |
| 30 | 0.250 | 9 | 100 | 38.8 | 30.6 | 28.4 | 23.6 | 19.8 | SON-RTA30F9BE-** |
| 30 | 0.188 | 10 | 100 | 36.6 | 29.2 | 27.2 | 22.6 | 19.0 | SON-RTA30D1CE-** |
| 35 | 0.156 | 8 | 85 | 11.0 | 7.8 | 7.0 | 5.4 | 4.4 | SON-RTA35C8BE-** |
| 35 | 0.188 | 8 | 100 | 14.6 | 10.8 | 9.8 | 7.8 | 6.2 | SON-RTA35D8BE-** |
| 35 | 0.219 | 8 | 100 | 18.0 | 13.6 | 12.4 | 10.0 | 8.2 | SON-RTA35E8BE-** |
| 35 | 0.250 | 8 | 100 | 21.4 | 16.4 | 15.0 | 12.0 | 10.0 | SON-RTA35F8BE-** |
| 35 | 0.188 | 9 | 100 | 20.8 | 15.8 | 14.6 | 11.8 | 9.8 | SON-RTA35D9BE-** |
| 35 | 0.250 | 9 | 100 | 29.6 | 23.2 | 21.4 | 17.6 | 14.6 | SON-RTA35F9BE-** |
| 35 | 0.188 | 10 | 100 | 28.0 | 22.0 | 20.6 | 16.8 | 14.0 | SON-RTA35D1CE-** |
| 35 | 0.219 | 10 | 100 | 33.6 | 26.6 | 24.8 | 20.4 | 17.0 | SON-RTA35E1CE-** |
| 35 | 0.250 | 10 | 100 | 39.0 | 31.2 | 29.0 | 24.0 | 20.0 | SON-RTA35F1CE-** |
| 35 | 0.312 | 10 | 100 | 49.2 | 39.8 | 37.0 | 30.8 | 25.8 | SON-RTA35G1CE-** |
| 40 | 0.188 | 8 | 70 | 10.2 | 7.0 | 6.4 | 4.8 | 3.6 | SON-RTA40D8BE-** |
| 40 | 0.219 | 8 | 100 | 12.8 | 9.2 | 8.4 | 6.4 | 5.2 | SON-RTA40E8BE-** |
| 40 | 0.250 | 8 | 100 | 15.8 | 11.6 | 10.4 | 8.2 | 6.6 | SON-RTA40F8BE-** |
| 40 | 0.188 | 9 | 100 | 15.0 | 11.2 | 10.2 | 8.2 | 6.6 | SON-RTA40D9BE-** |
| 40 | 0.250 | 9 | 100 | 22.6 | 17.4 | 16.0 | 13.0 | 10.6 | SON-RTA40F9BE-** |
| 40 | 0.188 | 10 | 100 | 21.2 | 16.6 | 15.4 | 12.6 | 10.2 | SON-RTA40D1CE-** |
| 40 | 0.219 | 10 | 100 | 26.0 | 20.4 | 19.0 | 15.6 | 12.8 | SON-RTA40E1CE-** |
| 40 | 0.250 | 10 | 100 | 30.6 | 24.2 | 22.4 | 18.6 | 15.4 | SON-RTA40F1CE-** |
| 40 | 0.312 | 10 | 100 | 39.8 | 31.4 | 29.4 | 24.2 | 20.2 | SON-RTA40G1CE-** |

ORDER NUMBER SEQUENCE

The order numbers for SONARAY poles uses the following identification sequence:



ORDER NUMBER EXAMPLE

SON RTA 30 D 8 B E - 01

Round Tapered Aluminum, 30' Mounting Height, 0.188" Wall Thickness, 8" Bottom Diameter, 4.5" Top Diameter, Direct Buried, Satin Aluminum Finish

WALL THICKNESS

- B = 0.125"
- C = 0.156"
- D = 0.188"
- E = 0.219"
- F = 0.250"
- G = 0.312"

BOTTOM DIAMETER

- 5 = 5"
- 6 = 6"
- 7 = 7"
- 8 = 8"
- 9 = 9"
- 1 = 10"

TOP DIAMETER

- A = 3"
- B = 4.5"
- C = 6"

BASE STYLE

E = Direct Bury

FINISH

- 01 = Satin Aluminum
- BA = Black Powder Coat
- BH = White Powder Coat
- BM = Dark Bronze Powder Coat
- BV = Dark Green Powder Coat
- GC = Gray Powder Coat
- ** = Specify Finish

EPA NOTES

Effective Projected Area (EPA) in square feet. EPA's calculated using wind velocity (mph) indicated in accordance with 2009 AASHTO LTS-5 using a 25 year design life. Maximum EPA is based on the luminaire weight shown. Increased luminaire weight may reduce the maximum EPA. If weight is exceeded, or if other design life or code is required, please consult the factory.