



SR-1030

30W DELTA SOLAR LED STREET LIGHT

BEAM ANGLE: 120°

INPUT VOLTAGE: DC 14.8V

POWER SUPPLY: Solar Panel + Battery

FIXTURE LIFETIME: ≥ 50,000hrs

AMBIENT OPERATING TEMPERATURE: -13°F ~ +113°F

Durable Design and Construction for Moisture and External Impact Resistance: The best in design and quality construction qualify these fixtures to be rated IP65 and IK09, respectively. These fixtures have strong ratings for both moisture and impact resistance. They are also designed with multi-directional heat dissipation fins for enhanced cool operation and water drainage away from the fixture.

Corrosion Treatment: By employing specific anti-corrosive treatments on the heat sink and other key components of the fixture, this luminaire performs well in areas that traditionally lend themselves to corrosion or fixture degradation.

Quality Core Components: Using the best core components, including high-quality chip sets, results in a fixture that not only lasts a long time, but also high in efficiency and resulting lumen output.

Solar Energy Savings: Solar panels provide the mechanism to power your luminaire with sun energy and battery. Collect and store "natural" power to maximize your energy savings and decrease your carbon footprint.

Common Applications: Streets and residential areas, outdoor parking lots, housing developments.



IK09

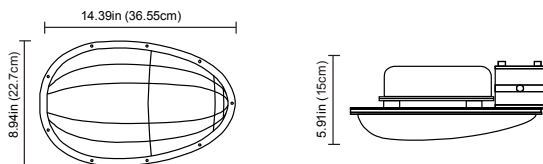


ORDERING GUIDE

MODEL	WATTAGE	BEAM ANGLE	CRI	CCT	FINISH	VOLTAGE
SR-1	030	T3	8	60	LG	D
	030 30W	T3 TYPE III	8 ≥80	30 3000K 40 4000K 50 5000K 60 6000K	LG LIGHT GRAY	D 14.8V

DIMENSIONS: LUMINAIRE

Lens & Side View



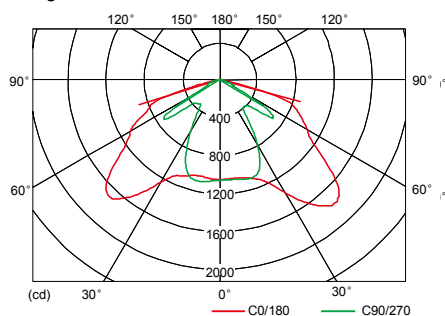
ENERGY DATA

	POWER	LUMENS	EFFICACY
TYPE III DIST.	30W	5520 lm	115 lm/W

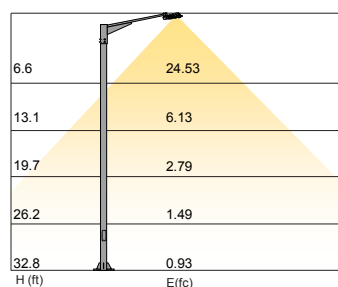
PHOTOMETRICS

90° BEAM ANGLE

Light Distribution Curve



Illuminance Distribution



SR-1030

30W DELTA SOLAR LED STREET LIGHT

BEAM ANGLE: 120°

LUMINAIRE WEIGHT: 5.71lb | 2.59kg

LUMINAIRE EPA: 0.59

POWER SUPPLY: SOLAR PANEL + BATTERY

SOLAR PANEL WEIGHT: 8.82lb | 4kg

LIFETIME: ≥ 50,000hrs

LUMINAIRE HOUSING: The body of the luminaire is made of aluminum with an anti-corrosive to protect it in caustic environments, such as salt spray. The acrylic optical has a high-impact resistance, and the luminaire is sealed with resilient gasketing to prevent ingress.

MOUNTING OPTIONS: Available options include a 2-3/8" adjustable pole mount, as well as slip-fitters in order to adapt to other mounting requirements. Not included are davit arms or pole arms.

ELECTRICAL: The Delta Solar Street Light comes standard with a high-performance solar panel and batteries, that remove the need for a driver and wiring to the luminaire.

WARRANTY: Five (5) year warranty on entire system. For more details on warranty conditions, please contact factory.

LUMEN MAINTENANCE: The lumen packages of the luminaires are rated for 50,000+ hours (L_{70}).

CERTIFICATIONS: UL certification is not required due to the units being a closed system running off low voltage.

SOLAR PANEL SPECIFICATIONS

Specifications

Maximum Power (Pmax)	90Wp
Maximum Power Voltage (Vmp)	18V
Maximum Power Current (Imp)	5.02A
Open-Circuit Voltage (Voc)	22V
Short-Circuit Current (Isc)	5.53A
System Voltage	1000V
Tolerance	± 3%

Mechanical Characteristics

Number of Cells	36(125x125)
Dimension	47.09×21.42×1.18in (119.6×54.4×3cm)
Frame	Aluminum alloy

Note: *1The duration refers to the time for which the luminaire could work continually with the battery fully charged.

*2 The time refers to the duration in which the battery could be fully charged under the effective illumination of the solar panel.

BATTERY SPECIFICATIONS

Nominal Capacity	14.8V 20Ah
Battery cell	Lithium battery
Battery Life	3yrs
Cycle Life	1000 times
Maximum Charge/ Discharge Current	8000mA
Standard Discharge Current	2700mA
Nominal Voltage	14.8V
Max Charge Voltage	16.8V
Discharge Cut-off Voltage	12.0V
Overcharge Detection Voltage	4.25V±0.025V
Overdischarge Detection Voltage	2.5V±0.1V
Overdischarge Detection Current	7A~15A