



## MATRIX<sup>2</sup> LED LIGHT BAR

MOUNTED-DRIVER VERSION

### VERSATILE MODULAR DESIGN

Cleverly designed to allow for a variety of flexible combinations and installations

### EXCELLENT HEAT DISSIPATION

Stringently selected materials provide for a steady dissipation of heat throughout the whole system, in turn allowing a longer lifetime for the luminaire

### QUALITY CORE COMPONENTS

High quality LED packages provide high-quality and long life as backed by LM-80 report

### HIGH CRI OFFERING

With a CRI of 80 SONARAY's Light Bar brings out the colors you want where ever and however you decide to install it

### ENERGY SAVING LEDS

The combination of high efficacy LED components with excellent whole system design has SONARAY LED achieving energy savings of 40% to 80% when compared with traditional lighting sources

### COLOR TEMPERATURE OPTIONS

The Matrix<sup>2</sup> comes standard with 5000K CCT, as well as with other color temperatures.



IP54




## ORDERING GUIDE

MODEL	WATTAGE	LENGTH	BEAM ANGLE	CRI	CCT	FINISH	VOLTAGE
LB - 10	44	B2	W	8	50	BLK	U
	44 44W	B2 47.2"	W 93 DEGREE	8 ≥80	30 3000K 40 4000K 50 5000K 60 6000K	BLK BLACK	U 100-277V


POWER CORD ENTRY	POWER CORD LENGTH	OPTIONS	MOUNTING ACCESSORIES
SN	6	-	
SN SINGLE ENTRY - NO EXIT (SINGLE PRODUCT)	6 FEET (STANDARD WHIP LENGTH) X FEET (TOTAL DESIRED LENGTH)	EM EMERGENCY BATTERY BACK-UP	A-A SINGLE UNIT, Pendant, Wider Opening A-A2 SINGLE UNIT, A-A Bracket + Pole A-K SINGLE UNIT, Swivel, Surface Mount A-J SINGLE UNIT, Pendant/Surface Mount A-B MULTIPLE UNITS, (2) Light Bars A-C MULTIPLE UNITS, (3) Light Bars A-D MULTIPLE UNITS, (5) Light Bars

## DIMENSIONS

Side View




Lens View



47.2"

End View



1.9"

1.2"

## MATRIX<sup>2</sup> LED LIGHT BAR

### MOUNTED-DRIVER VERSION

**BEAM ANGLE:** 93°

**INPUT VOLTAGE:** AC100-277V ~ 50/60Hz

**OPERATING TEMPERATURE:** -13°F ~ +113°F

**POWER SUPPLY:** EXTERNAL DRIVER

**POWER FACTOR:** >0.9

**LIFETIME:** ≥ 50,000hrs

**HOUSING:** The body of the Matrix Light Bar has an extruded aluminum body with a polycarbonate lens. The form factor simplicity makes it both a versatile and aesthetically appealing luminaire – one that can work individually or paired together with other units, up to five (see Multiple Units options below).

**MOUNTING OPTIONS:** Available options include pendant and flush mounting options for individual units. For combined units bracketed together there are additional options for both how they bracket together, as well as mount to fixed structures or pendant.

**ELECTRICAL:** The Matrix Light Bar comes standard with a high-performance driver that goes from 100-277V, and power factor of 90%+, attached to the fixture. (High voltage (347-480V) is also possible with an external driver.) The Matrix Light Bar is rated for -25°C to +45°C (-13°F to +113°F). Dimming is not standard. 6' cord length is standard.

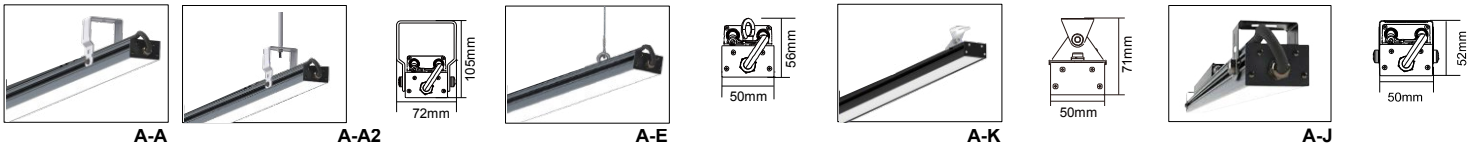
**WARRANTY:** Five (5) year warranty on entire system. For more details on warranty conditions, please contact factory.

**LUMEN MAINTENANCE:** The lumen packages are rated for 50,000+ hours ( $L_{70}$ ).

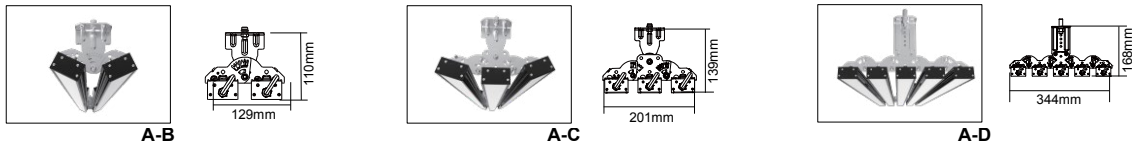
**CERTIFICATIONS:** ETL certified to UL1598. DLC listed.

### MOUNTING OPTIONS

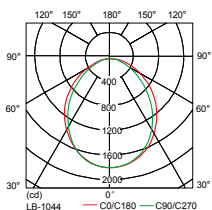
#### SINGLE UNIT



#### MULTIPLE UNITS



### PHOTOMETRICS



H(m)	E(x)	D(cm)
1	1769	215
2	442	430
3	197	646
4	111	861
5	71	1076

LB-1044